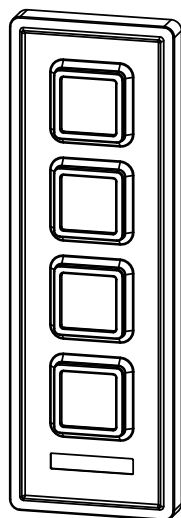


DO NOT SCALE


THIRD ANGLE PROJECTION

TO BE FREE OF ALL BURRS


DIMENSIONS IN MM



4 KEY



12 KEY



16 KEY

700 SERIES PANEL MOUNT

SHEET 2	4 KEY UNDER PANEL MOUNT
SHEET 3	4 KEY TOP PANEL MOUNT
SHEET 4	12 KEY UNDER PANEL MOUNT
SHEET 5	12 KEY TOP PANEL MOUNT
SHEET 6	16 KEY UNDER PANEL MOUNT
SHEET 7	16 KEY TOP PANEL MOUNT

PLEASE ENSURE THAT A SUITABLE PANEL MATERIAL IS USED TO SUPPORT THE KEYPAD. THIS MUST PROVIDE SUFFICIENT RIGIDITY WHERE SEALING IS REQUIRED. E.G. 1.6mm TO 2.0mm STEEL. THE UNDER SIDE OF THE PANEL SHOULD BE FLAT, CLEAN & FREE OF DEBRIS TO OPTIMISE SEALING. THE TORQUE APPLIED TO THE LOCKNUT SHOULD NOT EXCEED 50cNm.

OVERALL SIZES OF FIXING PANEL IS REPRESENTATIVE OF END USERS PRODUCT ONLY.

KEY TILES NOT SHOWN FOR CLARITY.

SHEET 1 OF 7

Date	Date	Date
Revision	Revision	Revision



Storm Interface
14 Bentinck Court
Bentinck Road
West Drayton
Middlesex
UB7 7RQ. England

tel: +44 (0) 1895 431421
fax: +44 (0) 1895 431132
email:sales@storm-interface.com
website:www.storm-interface.com

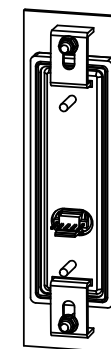
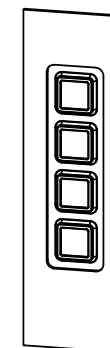
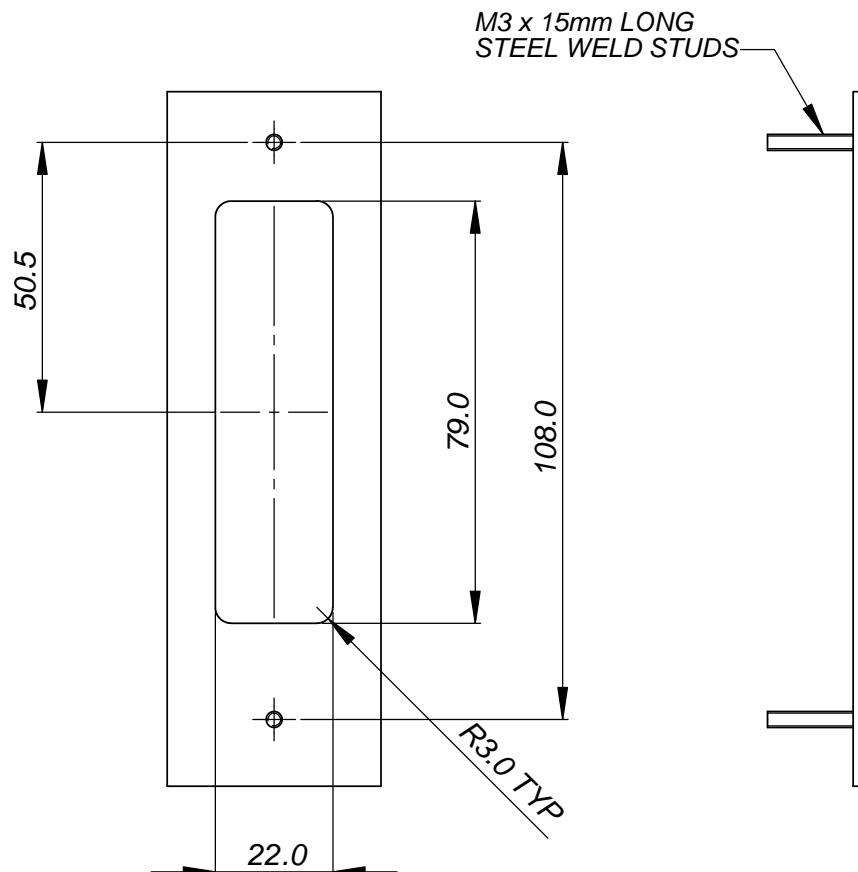
Drawing Status	Title 700 SERIES PANEL MOUNT DETAILS			
Design Reference	Material			
Drawn By & Date	Finish			
RC 26.2.2016				
Checked By & Date	Scale 1:1	Tool No.	Weight	
AC 12-1-17	Unless Stated Tolerances	0±	0.0±	0.00±
Approved By & Date	Angle Tol. 0±		Part No.	Issue
JS 12-1-17	© Keymat Technology Ltd. The content of this communication and/or document, including but not limited to images, specifications, designs, concepts and information is confidential and is not to be used for any purpose or disclosed to a third party without the express and written consent of Keymat Technology Ltd., Copyright 2017. All rights reserved.		070-XX-33	1

DO NOT SCALE

THIRD ANGLE PROJECTION

TO BE FREE OF ALL BURRS

DIMENSIONS IN MM



KEYPAD IS DESIGNED TO BE SECURED WITH 2 x M3 LOCKNUTS, WASHERS AND CLAMP BRACKETS.

VIEWS SHOWING FRONT AND
REAR OF PANEL

SHEET 2 OF 7



Storm Interface
14 Bentinck Court
Bentinck Road
West Drayton
Middlesex
UB7 7RQ. England

tel: +44 (0) 1895 431421
fax: +44 (0) 1895 431132
email:sales@storm-interface.com
website:www.storm-interface.com

Drawing Status

Design Reference

Drawn By & Date

RC 26.2.2016

Checked By & Date

AC 12-1-17

Approved By & Date

JS 12-1-17

Title

700 SERIES PANEL MOUNT DETAILS

Material

Finish

Scale

1:1

Tool No.

Weight

Unless Stated
Tolerances

0±

0.0±

0.2

0.00±

Angle Tol. 0±

© Keymat Technology Ltd. The content of this communication and/or document, including but not limited to images, specifications, designs, concepts and information is confidential and is not to be used for any purpose or disclosed to a third party without the express and written consent of Keymat Technology Ltd., Copyright 2017. All rights reserved.

Part No.

070-XX-33

Issue

1

Date

Revision

Date

Revision

Date

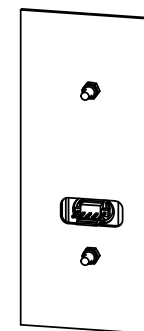
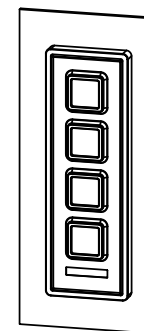
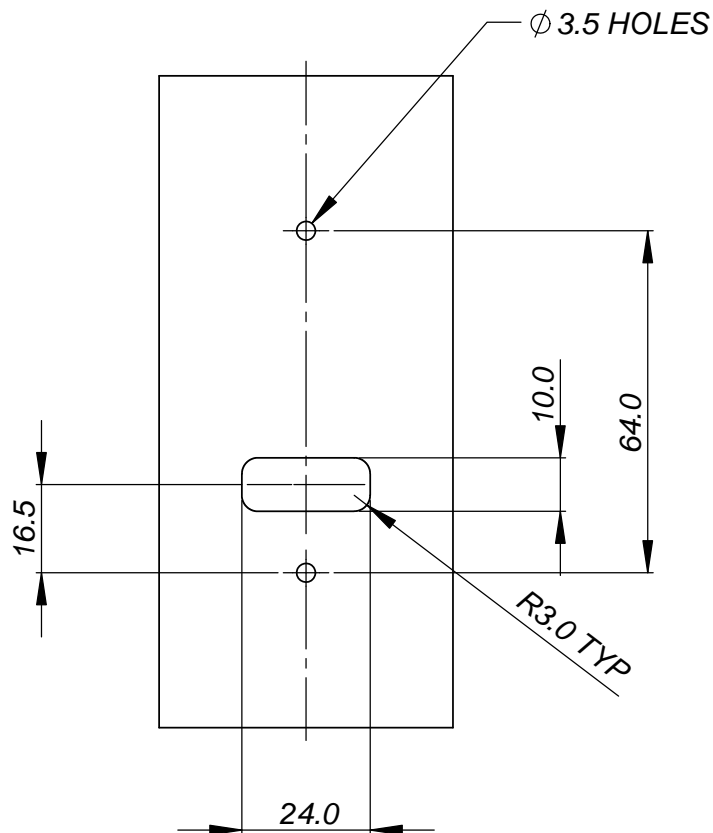
Revision

DO NOT SCALE

THIRD ANGLE PROJECTION

TO BE FREE OF ALL BURRS

DIMENSIONS IN MM



KEYPAD IS DESIGNED TO BE SECURED WITH 2 x M3 LOCKNUTS.

VIEWS SHOWING FRONT AND
REAR OF PANEL

SHEET 3 OF 7



Storm Interface
14 Bentinck Court
Bentinck Road
West Drayton
Middlesex
UB7 7RQ. England

tel: +44 (0) 1895 431421
fax: +44 (0) 1895 431132
email:sales@storm-interface.com
website:www.storm-interface.com

Drawing Status

Design Reference

Drawn By & Date

RC 26.2.2016

Checked By & Date

AC 12-1-17

Approved By & Date

JS 12-1-17

Title

700 SERIES PANEL MOUNT DETAILS

Material

Finish

Scale

1:1

Tool No.

Weight

Unless Stated
Tolerances

0±

0.0±

0.2

0.00±

Angle Tol. 0±

© Keymat Technology Ltd. The content of this communication and/or document, including but not limited to images, specifications, designs, concepts and information is confidential and is not to be used for any purpose or disclosed to a third party without the express and written consent of Keymat Technology Ltd., Copyright 2017. All rights reserved.

Part No.

070-XX-33

Issue

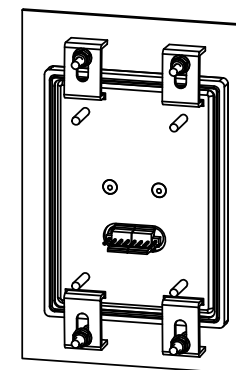

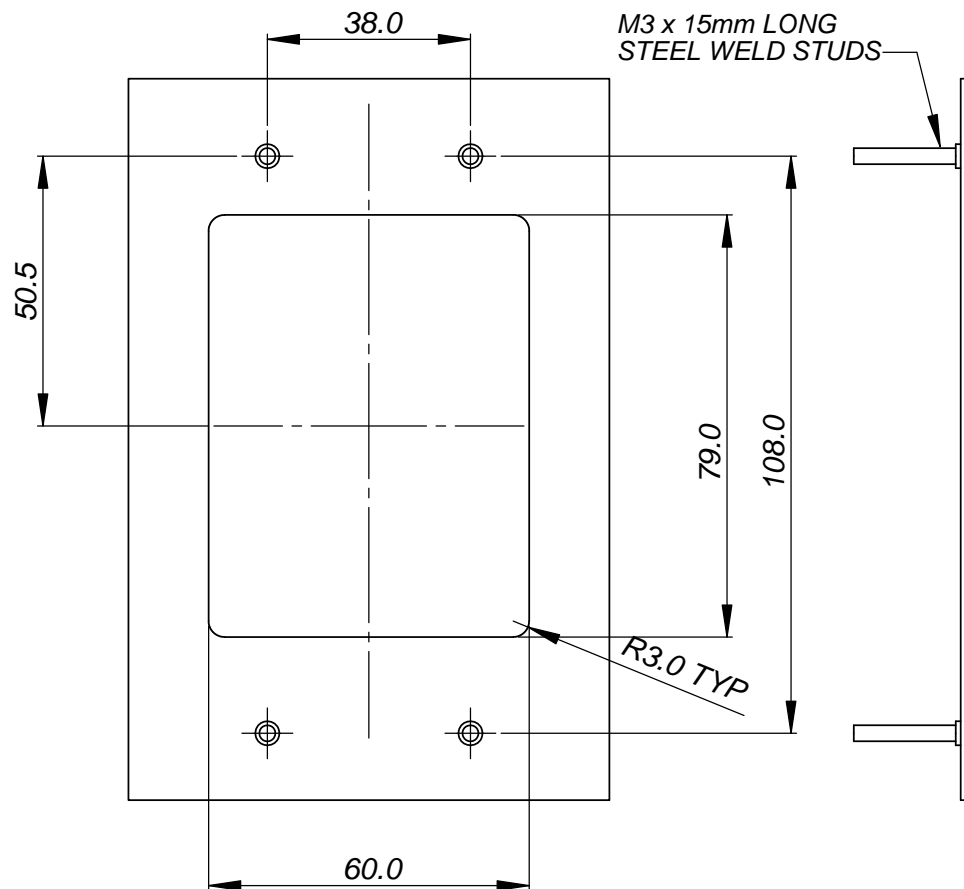
1

DO NOT SCALE

THIRD ANGLE PROJECTION

TO BE FREE OF ALL BURRS

DIMENSIONS IN MM



KEYPAD IS DESIGNED TO BE SECURED WITH 4 x M3 LOCKNUTS, WASHERS AND CLAMP BRACKETS.

VIEWS SHOWING FRONT AND REAR OF PANEL

SHEET 4 OF 7



Storm Interface
14 Bentinck Court
Bentinck Road
West Drayton
Middlesex
UB7 7RQ. England

tel: +44 (0) 1895 431421
fax: +44 (0) 1895 431132
email:sales@storm-interface.com
website:www.storm-interface.com

Drawing Status

Design Reference

Drawn By & Date

RC 26.2.2016

Checked By & Date

AC 12-1-17

Approved By & Date

JS 12-1-17

Title

700 SERIES PANEL MOUNT DETAILS

Material

Finish

Scale

1:1

Tool No.

Weight

Unless Stated
Tolerances

0±

0.0±

0.2

0.00±

Angle Tol. 0±

© Keymat Technology Ltd. The content of this communication and/or document, including but not limited to images, specifications, designs, concepts and information is confidential and is not to be used for any purpose or disclosed to a third party without the express and written consent of Keymat Technology Ltd., Copyright 2017. All rights reserved.

Part No.

070-XX-33

Issue

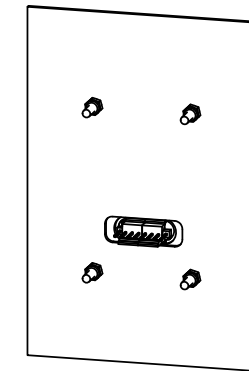

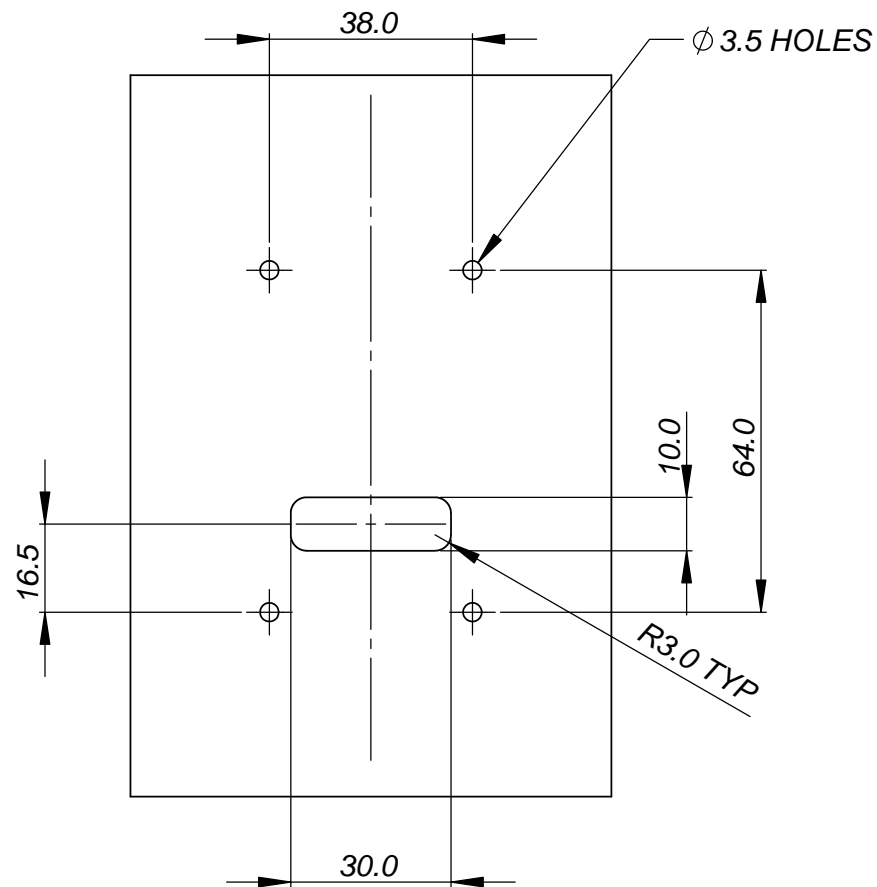
1

DO NOT SCALE

THIRD ANGLE PROJECTION

TO BE FREE OF ALL BURRS

DIMENSIONS IN MM



KEYPAD IS DESIGNED TO BE SECURED WITH 4 x M3 LOCKNUTS.

VIEWS SHOWING FRONT AND REAR OF PANEL

SHEET 5 OF 7



Storm Interface
14 Bentinck Court
Bentinck Road
West Drayton
Middlesex
UB7 7RQ. England

tel: +44 (0) 1895 431421
fax: +44 (0) 1895 431132
email:sales@storm-interface.com
website:www.storm-interface.com


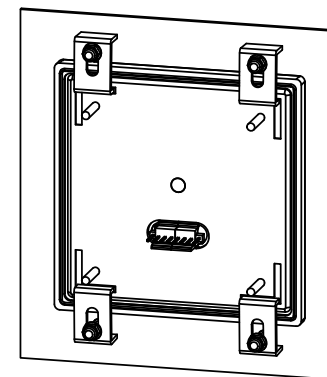
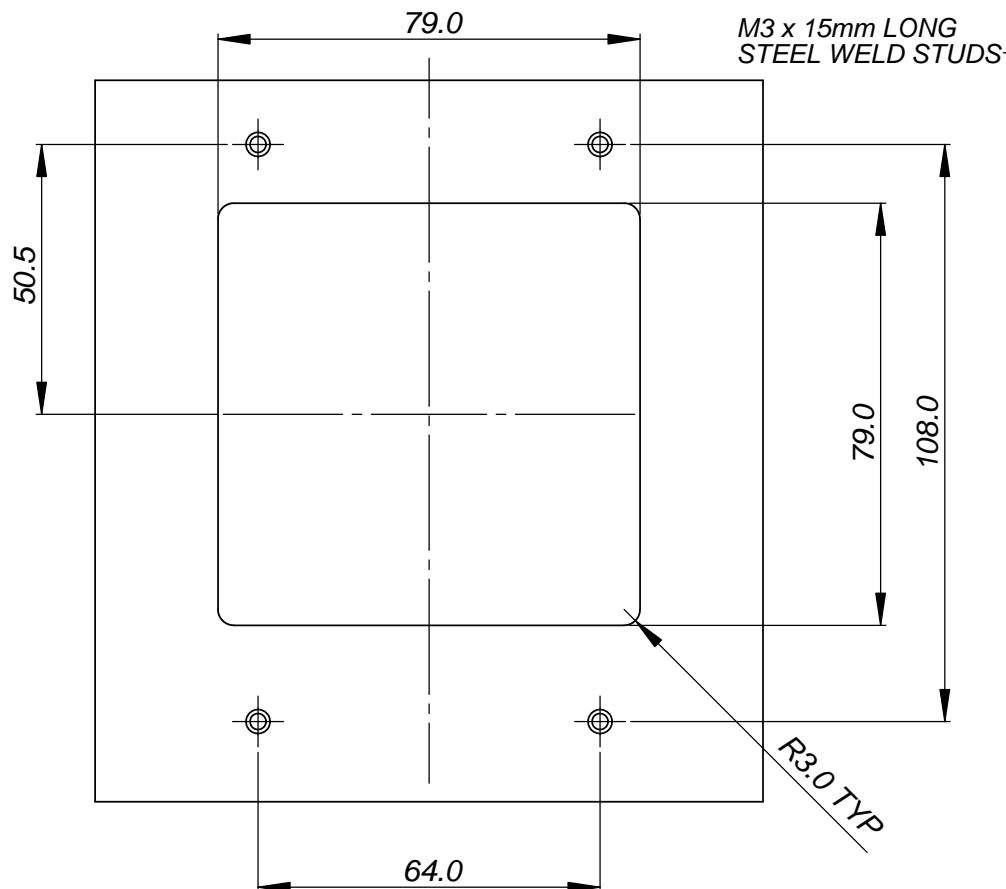
Drawing Status	Title 700 SERIES PANEL MOUNT DETAILS				
Design Reference	Material				
Drawn By & Date	Finish				
RC 26.2.2016					
Checked By & Date	Scale 1:1	Tool No.		Weight	
AC 12-1-17	Unless Stated Tolerances	0±	0.0±	0.2	0.00±
Approved By & Date	Angle Tol. 0±				
JS 12-1-17	© Keymat Technology Ltd. The content of this communication and/or document, including but not limited to images, specifications, designs, concepts and information is confidential and is not to be used for any purpose or disclosed to a third party without the express and written consent of Keymat Technology Ltd., Copyright 2017. All rights reserved.			Part No.	Issue
				070-XX-33	1

DO NOT SCALE

THIRD ANGLE PROJECTION

TO BE FREE OF ALL BURRS

DIMENSIONS IN MM



KEYPAD IS DESIGNED TO BE SECURED WITH 4 x M3 LOCKNUTS, WASHERS AND CLAMP BRACKETS.

VIEWS SHOWING FRONT AND REAR OF PANEL

SHEET 6 OF 7

Revision	Date	Revision	Date	Revision	Date



Storm Interface
14 Bentinck Court
Bentinck Road
West Drayton
Middlesex
UB7 7RQ. England

tel: +44 (0) 1895 431421
fax: +44 (0) 1895 431132
email: sales@storm-interface.com
website: www.storm-interface.com

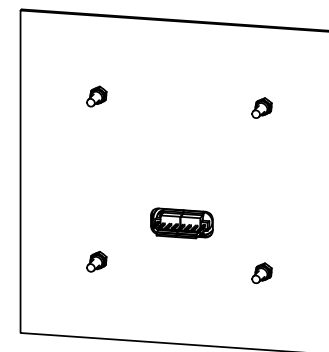

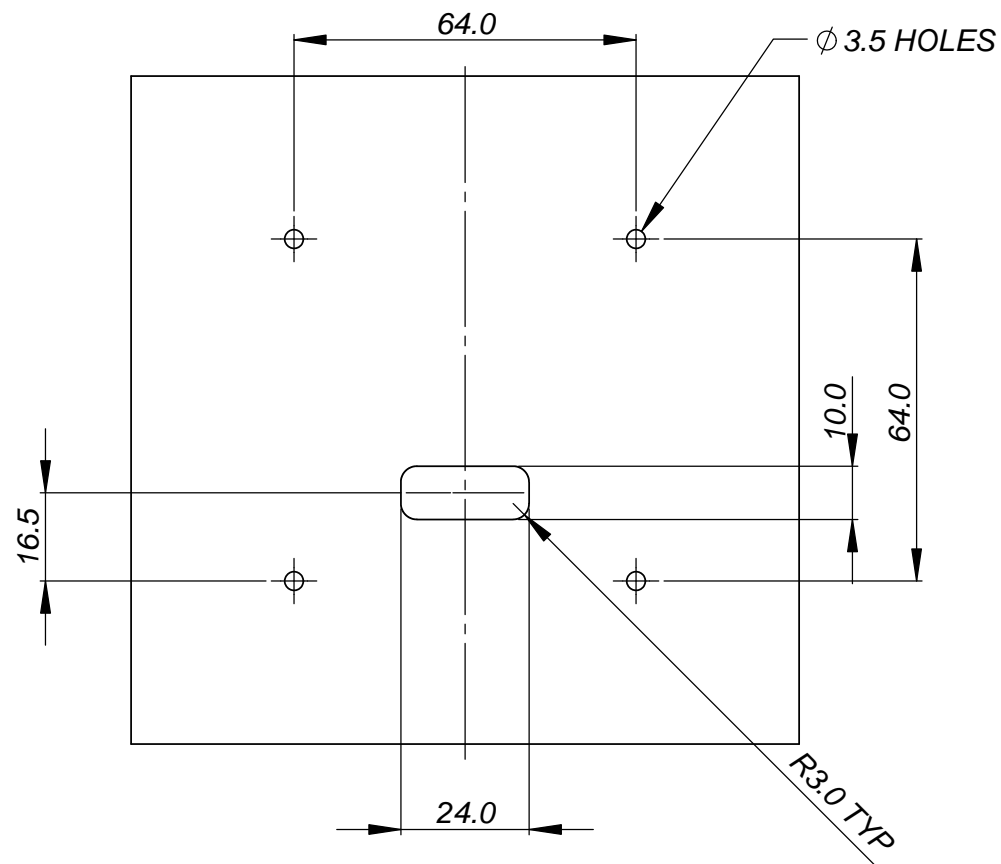
Drawing Status	Title 700 SERIES PANEL MOUNT DETAILS				
Design Reference	Material				
Drawn By & Date	Finish				
RC 26.2.2016					
Checked By & Date	Scale 1:1	Tool No.		Weight	
AC 12-1-17	Unless Stated Tolerances	0±	0.0±	0.2	0.00±
Approved By & Date	Angle Tol. 0±				
JS 12-1-17	© Keymat Technology Ltd. The content of this communication and/or document, including but not limited to images, specifications, designs, concepts and information is confidential and is not to be used for any purpose or disclosed to a third party without the express and written consent of Keymat Technology Ltd., Copyright 2017. All rights reserved.			Part No.	Issue
				070-XX-33	1

DO NOT SCALE

THIRD ANGLE PROJECTION

TO BE FREE OF ALL BURRS

DIMENSIONS IN MM



KEYPAD IS DESIGNED TO BE SECURED WITH 4 x M3 LOCKNUTS.

VIEWS SHOWING FRONT AND REAR OF PANEL

SHEET 7 OF 7

Revision	Date	Revision	Date	Revision	Date



Storm Interface
14 Bentinck Court
Bentinck Road
West Drayton
Middlesex
UB7 7RQ. England

tel: +44 (0) 1895 431421
fax: +44 (0) 1895 431132
email:sales@storm-interface.com
website:www.storm-interface.com

Drawing Status	Title 700 SERIES PANEL MOUNT DETAILS				
Design Reference	Material				
Drawn By & Date	Finish				
RC 26.2.2016	Scale 1:1				
Checked By & Date	Tool No.		Weight		
AC 12-1-17	Unless Stated Tolerances		Angle Tol.		
	0±		0.0± 0.2 0.00±		
Approved By & Date	© Keymat Technology Ltd. The content of this communication and/or document, including but not limited to images, specifications, designs, concepts and information is confidential and is not to be used for any purpose or disclosed to a third party without the express and written consent of Keymat Technology Ltd., Copyright 2017. All rights reserved.			Part No.	Issue
JS 12-1-17				070-XX-33	1