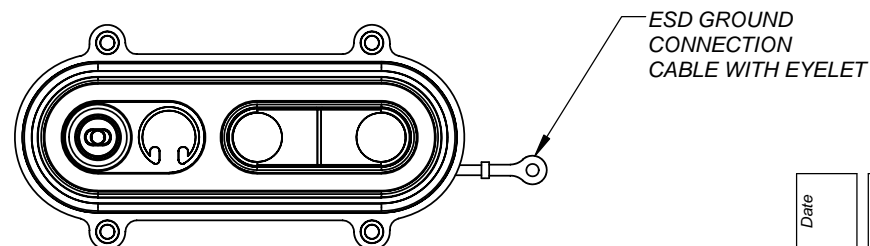
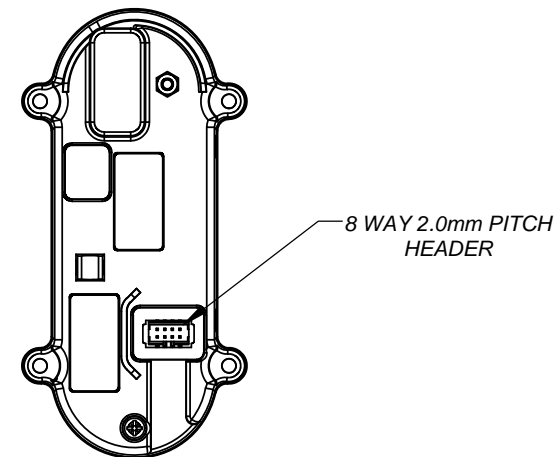
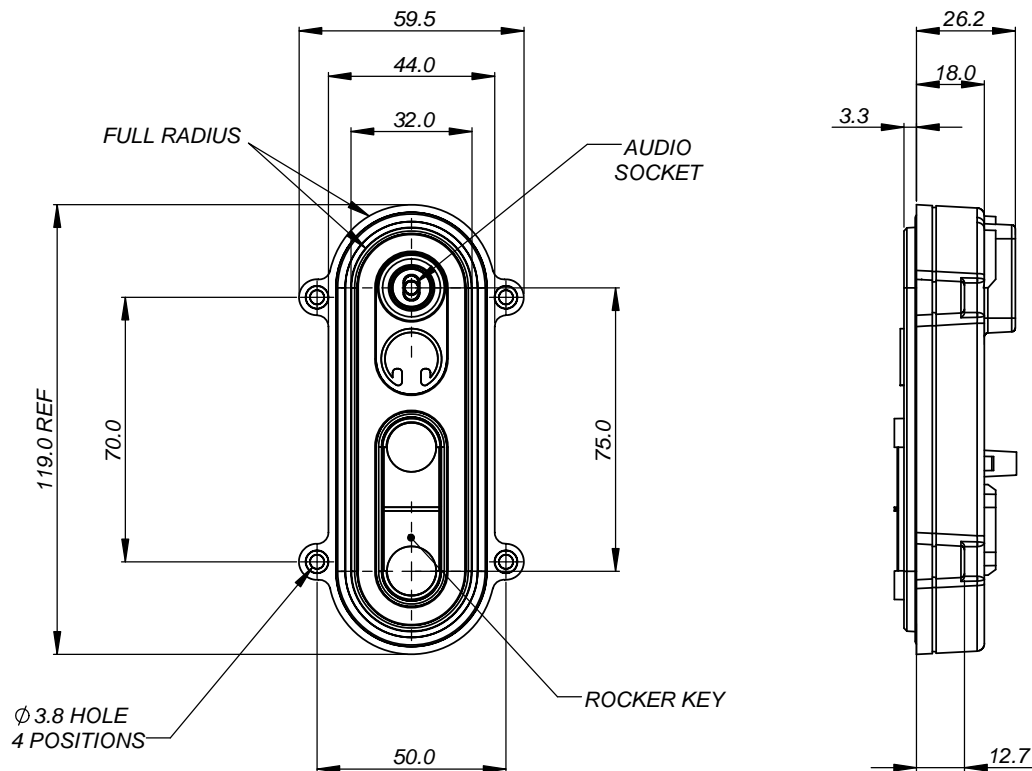


DO NOT SCALE

THIRD ANGLE PROJECTION

TO BE FREE OF ALL BURRS

DIMENSIONS IN MM



ALTERNATIVE FIXING POSITION  
WITH ROTATED HEADPHONE SYMBOL  
SPECIFY HORIZONTAL PLACEMENT  
WHEN ORDERING.

DRAWING SHOWING BASIC DIMENSIONS OF NAV-BAR AUDIO MODULE.  
TO BE HELD TO PANEL USING 4 OFF M3 THREADED STUDS  
IN THE FIXING POSITIONS INDICATED.  
USE M3 LOCKNUTS TO SECURE THE MODULE TO PANEL.  
INTERCONNECT AND ESD CABLES NOT SHOWN FOR CLARITY.

Revision	Date	Revision	Date	Revision	Date
1	ECN101534	26.07.2016			



Storm Interface  
14 Bentinck Court  
Bentinck Road  
West Drayton  
Middlesex  
UB7 7RQ, England

tel: +44 (0) 1895 431421  
fax: +44 (0) 1895 431132  
email: sales@storm-interface.com  
website: www.storm-interface.com

Drawing Status	Title			
Development	NAV-BAR AUDIO MODULE			
Drawn By & Date	Material			
RC 25.8.2016	Finish			
Checked By & Date	Scale	Tool No.	Weight	
AC 21.09.2016	1:1			
Approved By & Date	Unless Stated Tolerances			Angle Tol. ±0
JS 22.09.2016	0± 0.0± 0.2 0.00±			
© Keymat Technology Ltd. The content of this communication and/or document, including but not limited to images, specifications, designs, concepts and information is confidential and is not to be used for any purpose or disclosed to a third party without the express and written consent of Keymat Technology Ltd., Copyright 2016. All rights reserved.			Part No.	Issue
			EZB2-40500	1